

BAMS Fun Fly

9/27



Message from News Editor Jim Zangerski



Keep texting or emailing pictures

(any size or format) to me and any other RC related **events**, Notices, or interesting websites. They will be put on our Live Calendar, Facebook, or newsletter.

We all have too much stuff! So if you have anything you haven't used or flown in a while, send me a description, some pictures, a price, and a good contact phone number. We have many new members looking to fill their "hangars".

Our newsletter goes out to over 300 RC enthusiasts, so you will be hitting a targeted market!

Also, Members as well as non-members are welcome to sell in our newsletter.

email **zangerski@gmail.com**

text **724-454-3003**

Live
Calendar
Of Events






FOR SALE



Contact **Jim Andrews**
724 837 4111

Byron Cap 21 Special. 80"
wingspan. Complete except for
cowl. Can be powered by
electric, gas, or glow.
Anonymous seller only
requests a donation be made
to Shriners Hospital.

FOR SALE



Contact **Bill Cecchetti**
724 493 5105

Hobby King Albatross
With Hobby Eagle
stabilizing! Add your 4
Cel Lipo, bind and
fly!! **\$250**

FOR SALE



Freewing F-22 Raptor Ultra Performance 8S 90mm EDF Jet

- AR8010T Receiver installed, Airspeed Indicator and Reverse thruster installed.
- 4 Pro 5000 4C Lipo 60c Batteries included.
- About 12 flights in all, Never been crashed, Everything works as it should.
- To much for these old eyes to fly anymore.
- \$500.00 for all. Contact Bob Heinz 440-812-3514

FOR SALE



Hangar 9 10 cc Cub 82.5 in WS.
PNP. Just finished assembling (PNP version) the model... never flown.
Perfect condition. Includes: Spektrum AR637T+ Receiver, wheel pants and an extra set of landing gear (all new).
\$500

Contact **Curt Hughes**
520-260-9867

FOR SALE



Contact **Curt Hughes**
520-260-9867

Eflite T-28 Trojan Carbon Z -
BNF Only a few flights on the
model and is in excellent condition
with no damage. Will include multi
connector cables that make setup
of the wings at the field much
easier. **\$350**

FOR SALE



Contact **Curt Hughes**
520-260-9867

FlyWing Bell 412 GPS Heli - RTF470 size in perfect, like-new condition with everything that came with the heli. Pre-programmed transmitter, charger, USB cable, hex wrench set and 4S 3000 lipo. Anyone can fly these GPS helicopters and this one is really good looking and isn't available in the US yet. **\$650**

FOR SALE



Freewing DeHavilland Mosquito 1.4m, 4s power, scale flaps and spring suspension retracts with sequential doors. DSMX receiver w/satellite installed BIND & FLY. Extra props included. MUST SELL NOW. **\$100**

Contact **Ed Hattich**
412 600 5786

FOR SALE



Contact **Merrill McMahan**
724 261 8092


Kadet with Evolution 40 new. **\$125**

Seagull Yak54 with Magnum 120. **\$400.**

Without engine **\$300.**

Without electrics **\$200**

FOR SALE



Boeing 707 twin. The wingspan is 82" and fuselage is 57" long. This was the pride of my father in law's fleet prior to his passing.
\$200

Contact **Russell Long**
412-287-2077

FOR SALE



Opterra 1.2m has iNav flight controller, VTX, GPS.
just needs RX and camera **\$100**

Shen Drone Terraplane Cinewhoop frame kit **\$120**

AtomRC Dolphin with iNav and FPV **250.00**

Eagle PNP 3s 1500-2200 **\$60**

Drone backpack Skypak **70.00**

Desk lockable **75.00 free delivery!**

Contact **Jeremiah Ulishney**
724-875-2318

FOR SALE



Great Planes Big Stick 40. 58.5 inch wingspan. Includes all servos no receiver. Powered by an OS .55 AX engine. Excellent condition.
Asking **\$300.00 with the engine, \$225.00 without.**

Contact **Rene Marquis 724-216-8327**

FOR SALE

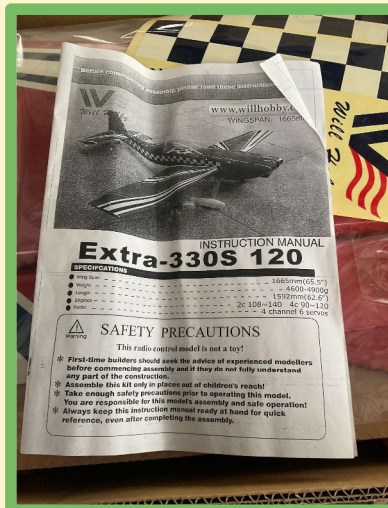


Flex Innovations Cessna 170 floats NIB, yellow \$100

Tundra Tires, Carbon Fiber wing tips Carbon Fiber landing Gear strut supports \$120

Contact **Dan Berti**
412-606-5175

FOR SALE



Willhobby Extra-330S 120
NIB. All parts in original
wrapping.
Asking **\$325**

Contact **Rene Marquis**
724-216-8327


FOR SALE



Spektrum iX12 with carrying case and all original packaging. **\$350**

Contact **Rick Swiderski**
724-244-2235

FOR SALE



Eflite Mini Convergence BNF version. Needs your battery and radio. Just got this about 2 weeks ago from local hobby shop. Bought on a whim. Not really for me. Flys great and hover is very stable. I prefer standard fixed wing craft. Flew 2 packs through it. No damage or blemishes. Includes extra props, extra decals are included should you want to change the look. FPV ready. Just add camera and goggles. Everything you see is included. **\$150.00 obo**

Contact **Sam Borrelli**
661-236-5422

FOR SALE






Precision Aerobatics Katana KMX New never flown
Just add receiver and battery **\$500**

Hitec HS-5245MG Digital servos. 1 new and the other
only have a few flights on them **\$110.00**

Hitec HS-645 MG (6 available) These are used **\$15.00 each**

Contact **Rick Swiderski**
724-244-2235

FOR SALE



3D Lab Prints A6M2 Zero \$90

Hi Everyone. I have been 3d printing planes for a little while. I finally have the settings dialed to where I feel comfortable offering some completed prints to those who do not have a 3d printer. This listing is for the Zero from 3d labprint. It is printed in Polymaker LW-PLA (Light Weight PLA). This PLA is not quite as light as Esun or Colorfabb but the strength is far better and the looks are much better. Overall a much better finished product. 1m Wingspan

You provide the power system and your radio gear, pushrods, and hardware.

If you aren't familiar, 3d printed planes aren't perfect. They do need light sanding from time to time. The hard part has been done though. All you need to do is glue it together. I feel the assembly is easier than any of the Chinese ARFs of years past. I do 90% of the post processing so that you have as easy a time as possible.

I will include all of the printed parts for one Zero airplane and a printed manual.

Please let me know if you have any questions. I am always happy to answer.

Please understand to fully print a plane takes 3 days roughly and this is a way to supplement the hobby for me, not my full time job. I get joy in making things as we all do being a part of this hobby.

Contact **Sam Borrelli**

661-236-5422

Message from President Jim Andrews



Thank you for coming to LHMACH field! New members may not be aware of the FAA requirements of the past several years. **These are the requirements** to fly at Mammoth Park Airfield:

AMA membership, go to modelaircraft.org



← Or Click or scan

Club membership, go to lhmac.org



← Or Click or scan

FAA registration, go to faadronezone.faa.gov there are 2 classes of registration, one for **recreational users(us)**, and one for commercial users. **For us**, recreational users, you will get one registration number that will be good for all your aircraft.



← Or Click or scan

TRUST (The Recreational UAS Safety Test) go to modelaircraft.org/trust to take the test.



Remember, model planes and helicopters are considered drones by the FAA. After you complete the 4 steps, **make labels for each of your aircraft** that has the following things on it,

1. Contact info (Name and Phone #)
2. AMA number
3. FAA registration number

Attach this label to each of your aircraft. **FAA# Must be on the outside of your aircraft**

All other info can go anywhere on the aircraft.

While flying, you need to have 4 pieces of information in your possession:

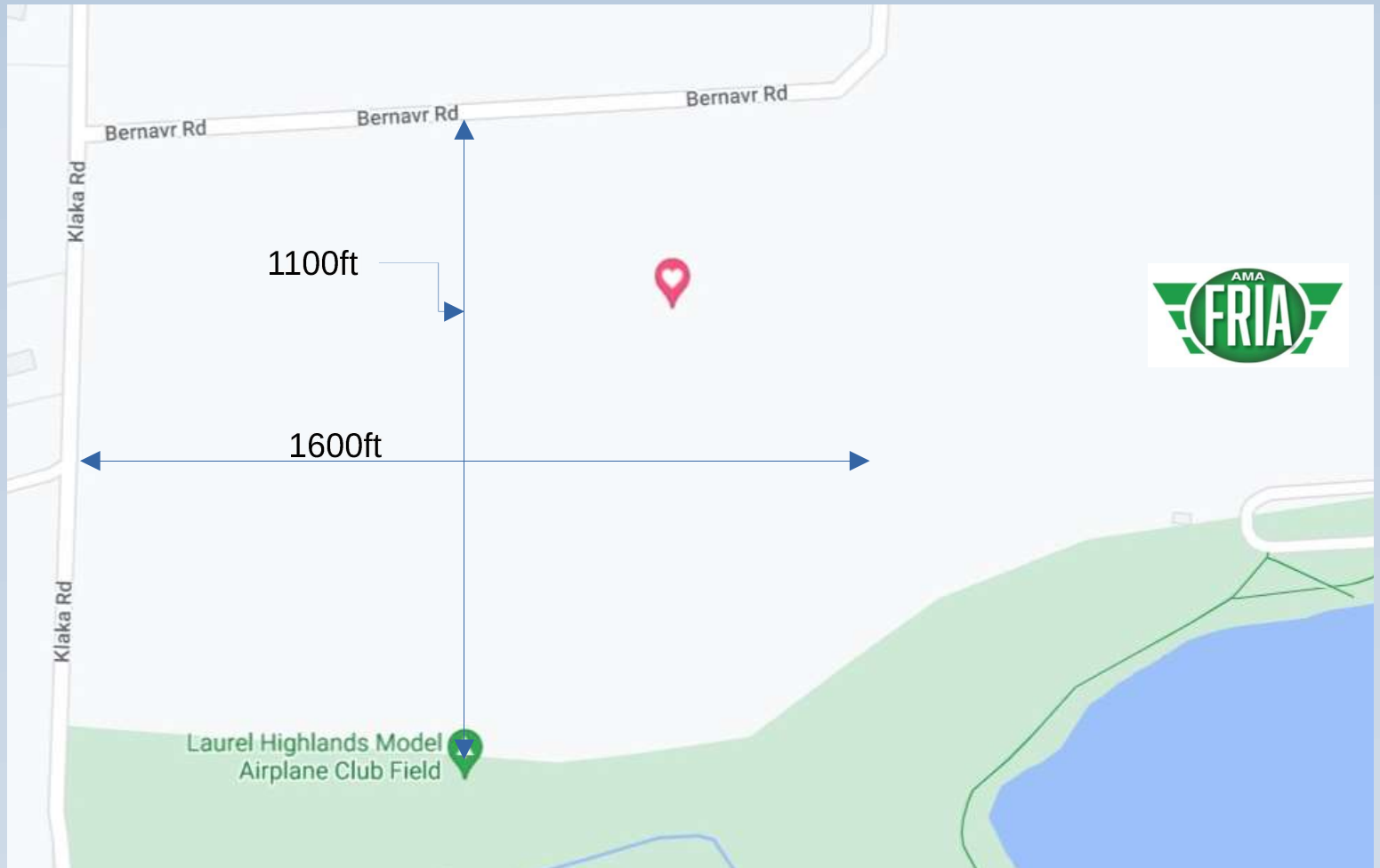
1. Your AMA membership card
2. Your LHMACH membership card
3. Your FAA registration card (Small UAS Certificate of Registration)
4. Your TRUST Completion Certificate

At first it seems complicated but really isn't. The TRUST certificate is a lifetime certificate. The FAA registration is good for 3 years for \$5 and can be renewed keeping the same number. LHMACH is a yearly membership and AMA can be yearly, 2 years, or lifetime membership.

See you at the field!

Jim Andrews

Laurel Highlands Model Airplane Club AMA #557



Click here for
Google map



LHMAC Mammoth Park Model Airfield Boundaries



GAS/GLOW FLIGHT QUALIFICATION AND ELECTRIC FLIGHT QUALIFICATION

Qualification sessions must ensure that the flyer shows knowledge of and practices the field rules and can safely and competently execute the following:

- I. Set-up and check aircraft, engine and radio correctly prior to flight.**
- II. Make take-offs to the left and right smoothly and under control (two each).**
- III. Make left and right hand rectangular patterns with proper turns at a safe altitude (two each).**
- IV. Make horizontal figure 8 patterns parallel with the flight line with proper turns at a safe altitude. (two each)**
- V. Make landing approach and landings from the left and right smoothly and under control (two each).**
- VI. Make simulated or real dead-stick landings on the flying site safely and under control (one each).**
- VII. Keep within the designated field boundaries at all times.**
- VIII. Any fail on a section of testing will require a re-test of that section.**
- IX. Qualification is only valid if completed in the presence of a qualified club member and a class qualified (gas class or electric class) designated instructor or club officer.**
- X. Pilots with a gas/glow qualification may fly any aircraft that is AMA legal.**
- XI. Pilots with an electric qualification are not permitted to fly gas/glow aircraft without the use of an instructor.**